

REXTON



QuadCore & Essential Families



© Rexton 2015. All rights reserved.

REXTON



Discover the Smart Choice

The Solution for the Professional

Designed to help you help them

- Quick 3-step First Fit process
- Accurate Fitting for REM v
- RIC & BTE IP-67 Durability, no need for follow-ups
- Tech gadget ready
- Apps for Android and iPh
- Rexton-Online
- Dedicated Support Team



The Solution for Your Patients

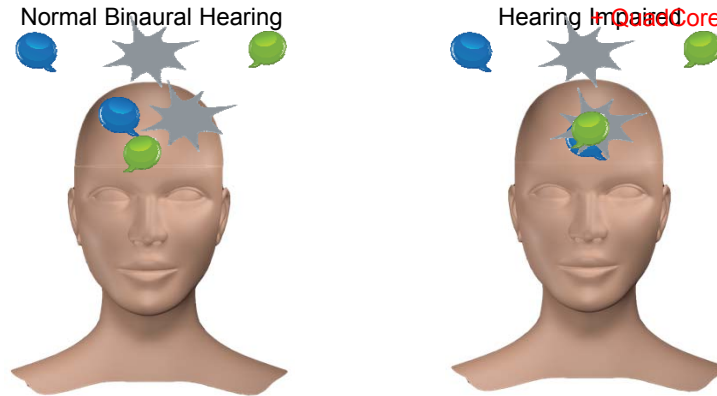
help them hear their world, with the best hearing aids

- Best Speech Clarity in Noise
- Comfortable Sound Quality
- Hands-Free Function
- Rechargeable
- Works with ALL Bluetooth phones and iPhone apps
- Versatile user controls
- T-Coil

© Rexton 2015. All rights reserved.



Binaural processing: normal hearing vs. hearing impaired



Binaural benefits are compromised when hearing loss is present:

- Lack of audibility
- Increased distortions
- Asymmetry of hearing
- Impaired neural processing

© Rexton 2015. All rights reserved.



Complete Portfolio Overview

XS = 10
S = 312
M = 13
P = 13
HP = 675



80	Sterling 80 4 ^C HP T	Emerald XS 80 4 ^C T	Emerald S 80 4 ^C	Emerald M 80 4 ^C		Mosaic M 80 4 ^C T	Mosaic P 80 4 ^C T	Finesse 18 2 ^C HP
60	Sterling 60 4 ^C HP T		Emerald S 60 4 ^C	Emerald M 60 4 ^C		Mosaic M 60 4 ^C T	Mosaic P 60 4 ^C T	
40	Sterling 40 4 ^C HP T	Emerald XS 40 4 ^C T	Emerald S 40 4 ^C T	Emerald M 40 4 ^C T		Mosaic M 40 4 ^C T	Mosaic P 40 4 ^C T	Accord 12 2C HP
30	Sterling 30 4 ^C T	Emerald XS 30 4 ^C T	Emerald S 30 4 ^C		Joy S 30 4 ^C	Joy M 30 4 ^C T	Joy P 30 4 ^C T	
20	Sterling 20				Joy S 20	Joy M 20	Joy P 20	
10	Sterling 10				Joy S 10	Joy M 10	Joy P 10	

Accessories	Smart Connect App Update Feb 2016	Smart Remote App Update Feb 2016		
Software	REXFIT 7.4	REXFIT 7.5	REXFIT 8.1	

Will remain May 2015 November 2015 June 2016 T Tinnitus HP Power Update in June 2016

© Rexton 2015. All rights reserved.

Sterling HP: 124/65 and 118/55



QuadCore Family

		RIC			Standard BTE		Customs
							
QuadCore	80 4 ^C	Emerald XS	Emerald S	Emerald M	Mosaic M 4 ^C	Mosaic P 4 ^C	Sterling 
	60 4 ^C		Emerald S	Emerald M	Mosaic M 4 ^C	Mosaic P 4 ^C	Sterling 
	40 4 ^C	Emerald XS	Emerald S	Emerald M	Mosaic M 4 ^C	Mosaic P 4 ^C	Sterling 

HP Customs will be available on Sterling 80, 60 & 40

© Rexton 2015. All rights reserved.



Overview June 2016 Launch

		RIC		Standard BTE			Customs
		RIC10	RIC312	S	M	P	CIC - ITE
							
Essential	30 4 ^C	Emerald XS	Emerald S	Joy S	Joy M	Joy P	Sterling
	20			Joy S	Joy M	Joy P	Sterling
	10			Joy S	Joy M	Joy P	Sterling

© Rexton 2015. All rights reserved.



The Complete Family

The solution for every patient's needs

	Battery Size	Rechargeable	Wireless	T-Coil / Autophone	User Controls	Thin Tube Tone Hook	HP Option	Smart Connect & Smart Connect app	Smart Remote	Smart Remote App
RIC models										
Emerald XS	10				Button					Yes (80-20)
Emerald S	312	Yes	Yes	Yes/Yes	Rocker		Yes	Yes (80-30)	Yes	Yes (80-20)
Emerald M	13	Yes	Yes	Yes/Yes	Rocker		Yes	Yes (80-30)	Yes	Yes (80-20)
BTE models										
Mosaic M	13	Yes	Yes	Yes/Yes	Rocker	Yes/Yes		Yes	Yes	Yes
Mosaic P	13		Yes	Yes/Yes	Button & Rocker	Yes/Yes		Yes	Yes	Yes
Joy S	312			Yes/No	Button	With adaptor / Yes		Yes (30)	Yes (30 only)	Yes (30, 20)
Joy M	13			Yes/No	Rocker	With adaptor / Yes		Yes (30)	Yes (30 only)	Yes (30, 20)
Joy P	13			Yes/No	Button & Rocker	With adaptor / Yes		Yes (30)	Yes (30 only)	Yes (30, 20)
Custom models										
Sterling ITE	312, 13		Option	Option	Button & wheel opt.			Option (80-30)	Option (80, 60, 40, 30, 20)	Yes (80-20)
Sterling HS	312, 13		Option	Option	Button & wheel opt.		Yes	Option (80-30)	Option (80, 60, 40, 30, 20)	Yes (80-20)
Sterling ITC	10A, 312		Option	Option	Button & wheel opt.		Yes	Option (80-30)	Option (80, 60, 40, 30, 20)	Yes (80-20)
Sterling CIC	10A, 312		Option	Option	Button & wheel opt.		Yes	Option (80-30)	Option (80, 60, 40, 30, 20)	Yes (80-20)

© Rexton 2015. All rights reserved.



QuadCore & Essential Features Platform



	QuadCore			Essential		
	REXTON 80	REXTON 60	REXTON 40	REXTON 30	REXTON 20	REXTON 10
QuadCore Audio Exchange	●	●	●	○	○	○
Bilateral signal processing synchronization	●	●	●	●	○	○
Volume and control coupling	●	●	●	●	○	○

Premium Performance
 High Performance
 Standard Performance
 Not Available

© Rexton 2015. All rights reserved.

QuadCore & Essential Features

Speech



	REXTON 80	REXTON 60	REXTON 40	REXTON 30	REXTON 20	REXTON 10
HD Bandwidth (10 kHz)	●	○	○	○	○	○
iFocus 360	●	○	○	○	○	○
Focus 360	●	●	○	○	○	○
HD Directionality	●	●	○	○	○	○
Directional iLock	●	●	○	○	○	○
Multichannel adaptive directional microphone	●	●	●	●	○	○
Automatic Directional Microphone	●	●	●	●	●	○
4 ^c Bandwidth Compression	●	●	●	●	●	○
4 ^c Feedback Preventer	●	●	●	●	●	●

Premium Performance
High Performance
Standard Performance
Not Available

© Rexton 2015. All rights reserved.

QuadCore & Essential Features


Sound Comfort




	REXTON 80	REXTON 60	REXTON 40	REXTON 30	REXTON 20	REXTON 10
Microphone-pattern adjustment	●	●	●	○	○	○
Sound Radiance	●	●	●	○	○	○
Sound Locator	●	●	●	○	○	○
Sound Smoothing	●	●	●	●	○	○
Wind Noise Cancellation	●	○	○	○	○	○
Wind Noise Reduction	●	●	●	○	○	○
Noise Management	●	●	●	●	●	●

Premium Performance
High Performance
Standard Performance
Not Available


© Rexton 2015. All rights reserved.

<div> <div>REXTON</div> <div>  </div> </div>						
<div> <div>QuadCore & Essential Features</div> <div>Automatic Optimization</div> <div>NEW</div> </div>						
	REXTON 80	REXTON 60	REXTON 40	REXTON 30	REXTON 20	REXTON 10
Automatic Classifier	●	●	●	○	○	○
Smart Automatic Equalizer	●	●	●	○	○	○
Data Logging	●	●	●	●	●	●
Smart Automatic Acclimatization	●	●	●	●	●	●
<div> <div>Premium Performance</div> <div>High Performance</div> <div>Standard Performance</div> <div>Not Available</div> </div>						
© Rexton 2015. All rights reserved.						

<div> <div>REXTON</div> <div>  </div> </div>						
<div> <div>QuadCore & Essential Features</div> <div>Accessories</div> <div>NEW</div> </div>						
	REXTON 80	REXTON 60	REXTON 40	REXTON 30	REXTON 20	REXTON 10
Smart Connect	●	●	●	●	○	○
Transmitter / Speech Connect	●	●	●	●	○	○
Smart Connect app	●	●	●	●	○	○
Smart Remote	●	●	●	●	○	○
Smart Remote app	●	●	●	●	●	○
<div> <div>Premium Performance</div> <div>High Performance</div> <div>Standard Performance</div> <div>Not Available</div> </div>						
© Rexton 2015. All rights reserved.						



Emerald Products



Emerald XS 4^C

10A RIC
Non-Wireless
Smart Remote App
Tinnitus Function



Emerald S 4^C

312 RIC
Wireless
Telecoil/Autophone
Smart Connect Compatible
Smart Remote Compatible
App Compatible
Tinnitus Function (40 & 30)



Emerald M 4^C

13 RIC
Wireless
Telecoil/Autophone
Smart Connect Compatible
Smart Remote Compatible
App Compatible
Tinnitus Function (40 only)



© Rexton 2015. All rights reserved.



Tinnitus Feature

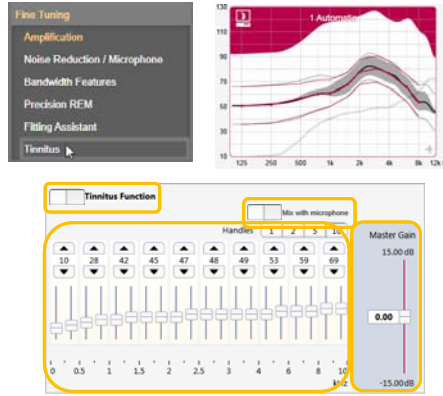
- Most tinnitus patients with hearing loss can be treated with amplification alone
- Broadband white noise generator, to distract the listener from the tinnitus
- Can be presented with and without amplification
- Can be presented in any program, including the Tinnitus program
- Available in all models, except those released prior to Fall 2015
 - *Not available in*
 - Emerald S 80 and 60
 - Emerald M 80 and 60
 - Emerald M NR 80 and 60

© Rexton 2015. All rights reserved.



Tinnitus

- Programming is intuitive and straightforward.
 - Found in Fine Tuning
 - Activate and deactivate
 - Master Gain to adjust overall loudness of sound
 - Channel-specific sliders for customizing the sound
 - Mix with microphone to provide noise with and without amplification
 - The tinnitus program, by default, has the Mix with Microphone turned off (noise only)



© Rexton 2015. All rights reserved.



Tinnitus Feature QuadCore Family

PL	Sterling 4°	Emerald XS 4°	Emerald S 4°	Emerald M 4°	Mosaic M 4°	Mosaic P 4°
80	●	●	○	○	●	●
60	●		○	○	●	●
40	●	●	●	●	●	●

- Tinnitus Feature
- Tinnitus Feature not available

© Rexton 2015. All rights reserved.



Tinnitus Feature Essential Family

PL	Sterling	Emerald XS	Emerald S	Joy S	Joy M	Joy P
30	●	●	●	●	●	●
20	○				○	○
10	○				○	○

● Tinnitus Feature
○ Tinnitus Feature not available

© Rexton 2015. All rights reserved.



Accessory overview

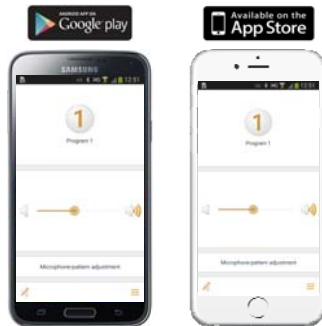
Rexton Performance Level		PL 80	PL 60	PL 40	PL 30	PL 20	PL 10	Program change	Volume change	Mute function	Sound balance	Microphone s-pattern adjustment	Tinnitus volume	Battery check
Streamer	Smart Connect	●	●	●	●			●	●	●	●	PL 80 only	● ¹	●
	Smart Connect APP	●	●	●	●			●	●	●	●	PL 80 only	● ¹	●
Remote control	Smart Remote	●	●	●	●			●	●	●	●	-	● ¹	●
	Smart Remote App	●	●	●	●	●		●	●	●	●	PL 80 only	-	-
Other ACCs	Transmitter	●	●	●	●			Additional transmitter						
	Smart Power	●	●	●				Charger						
	Speech Connect	●	●	●	●			Companion microphone connects to Smart Connect						

¹ if Tinnitus program is configured in HI

© Rexton 2015. All rights reserved.



QuadCore Convenience Smart Connect App



- Change programs
- Adjust volume
- Mute
- Treble control
- External audio source selection
- Battery status of instruments and Smart Connect
- Microphone Pattern Adjustment

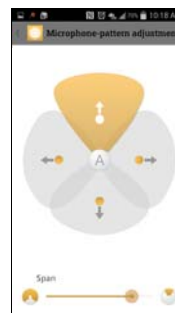
© Rexton 2015. All rights reserved.



Microphone Pattern Adjustment

- Available in Premium level 80 *only*
- Manual override of first program
- Apply more-targeted or more-broad listening
- Apply rear and side directional patterns
- 3 ways to access:
 - Smart Remote App
 - Smart Connect + Smart Connect App
 - Rocker Switch (*mic span only*)

Benefit: The wearer who wants or needs control, has it.

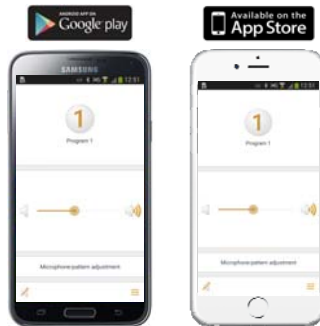


© Rexton 2015. All rights reserved.

QuadCore Convenience Smart Remote App

April 2016 update

• Microphone Pattern Adjustment



Ultra High Frequency Sound



- No intermediary device needed
- Change programs
- Adjust volume
- Mute
- Treble control
- Microphone Pattern Adjustment

© Rexton 2015. All rights reserved.

QuadCore Convenience Smart Remote App – How to set up Microphone-pattern adjustment



... for new installations of the Smart Remote App

1. Start the setup process
2. On 'Setup is Complete' page choose 'Advanced Settings'
3. Choose performance level 80
4. Press Microphone-pattern adjustment ...
5. ... and it opens up the directional options



Choosing 'Other' will not activate microphone pattern adjustment as it is only available for PL 80.

© Rexton 2015. All rights reserved.

QuadCore Convenience

Smart Remote App – How to set up Microphone-pattern adjustment



... if Smart Remote App is already set up

1. Press Menu button
2. Select 'Advanced mode' option
3. Choose performance level 80
4. Click on Microphone-pattern adjustment ...
5. ... and it opens up the directional options



Choosing 'Other' will not activate microphone pattern adjustment as it is only available for PL 80.


© Rexton 2015. All rights reserved.

Connexx ThinTube

Slim shape, secure fit, superb performance.



- Introduced for Mosaic M BTE
- Adapter available for use with Joy BTEs
- Compatible with all domes
- 5 lengths



© Rexton 2015. All rights reserved.

New in Connexx 8



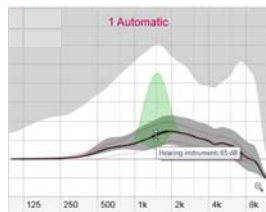
Fitting Assistant access on the toolbar



Program Link in Basic Tuning and Fine Tuning



Allow independent volume control for a binaural pair



Click-and-Drag gain adjustments

© Rexton 2015. All rights reserved.

Thank you!

© Rexton 2015. All rights reserved.