GSI Corti: Great things come in small packages!

Karen Morris, MS, CCC/A

Karen Morris

- Experience as a Clinical Audiologist in hospital and neuro-otology settings for many years.
- Past 10 years worked for various audiology equipment manufacturers' in educational and support roles.
- At GSI, product management and clinical support

Course Description

The purpose of this session is to present the updated features of the GSI Corti. In addition to maximizing efficiency by customizing test settings, the participant will learn how Corti integration with GSI Suite software offers enhanced reporting options, as well as comprehensive customized reporting.

Learning Objectives

1. After this course, participants will be able to transfer GSI Corti OAE test results into GSI Suite.
2. After this course, participants will be able to customize a report that includes OAE test results.
3. After this course, participants will be able to the optimal basic and advanced options for their clinic on the GSI Corti.

Agenda

1. Introduction
2. GSI Corti Basic Operation
3. GSI Corti Advanced Operation
4. Integrating OAE Results in GSI Suite
5. Creating OAE Reports in GSI Suite
6. Q and A

What is included with the GSI Corti?

1. Corti Unit
2. Corti Probe
3. GSI Corti Data Manager and Auto Print Software
4. Communications Cable, USB A/Micro-B
5. GSI Suite Software

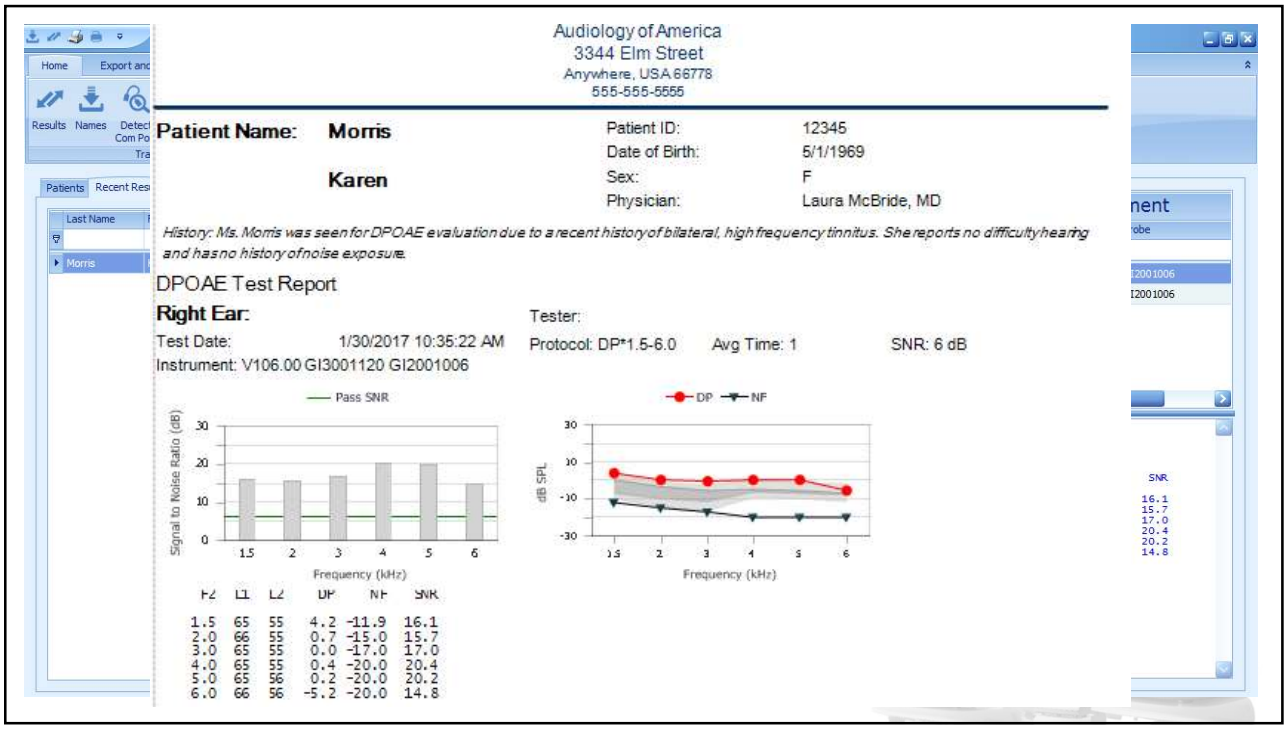

Audiology of America
3344 Elm Street
Anywhere, USA 66778
555-555-5555

Patient Name: **Morris** **Karen**

Patient ID: 12345
Date of Birth: 5/1/1969
Sex: F
Physician: Laura McBride, MD

History: Ms. Morris was seen for DPOAE evaluation due to a recent history of bilateral, high frequency tinnitus. She reports no difficulty hearing and has no history of noise exposure.

DPOAE Test Report

Right Ear:

Tester:

Test Date: 1/30/2017 10:35:22 AM Protocol: DP*1.5-6.0 Avg Time: 1 SNR: 6 dB

Instrument: V106.00 GI3001120 GI2001006

F2	L1	L2	DP	NF	SNR
1.5	65	55	4.2	-11.9	16.1
2.0	66	55	0.7	-15.0	15.7
3.0	65	55	0.0	-17.0	17.0
4.0	65	55	0.4	-20.0	20.4
5.0	65	56	0.2	-20.0	20.2
6.0	66	56	-5.2	-20.0	14.8

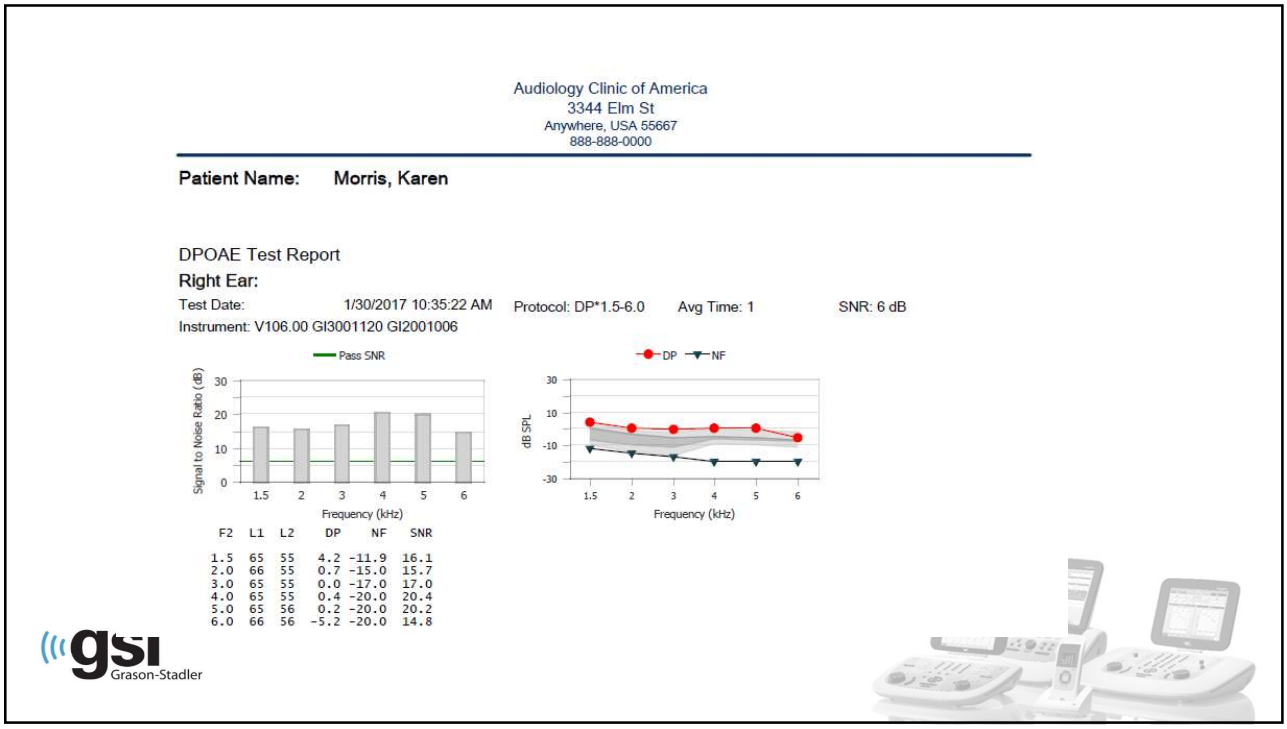

Audiology Clinic of America
3344 Elm St
Anywhere, USA 55667
888-888-0000

Patient Name: **Morris, Karen**

DPOAE Test Report

Right Ear:

Test Date: 1/30/2017 10:35:22 AM Protocol: DP*1.5-6.0 Avg Time: 1 SNR: 6 dB

Instrument: V106.00 GI3001120 GI2001006

F2	L1	L2	DP	NF	SNR
1.5	65	55	4.2	-11.9	16.1
2.0	66	55	0.7	-15.0	15.7
3.0	65	55	0.0	-17.0	17.0
4.0	65	55	0.4	-20.0	20.4
5.0	65	56	0.2	-20.0	20.2
6.0	66	56	-5.2	-20.0	14.8

gsi Grason-Stadler

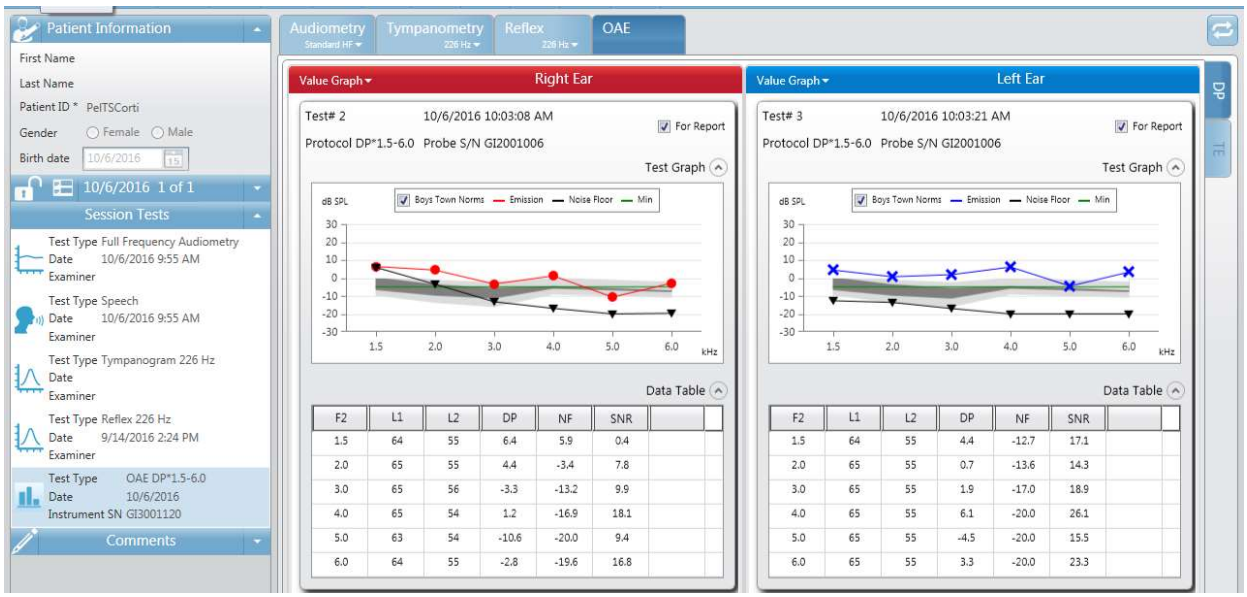
Patient Information
First Name
Last Name
Patient ID * PelTSCorti
Gender Female Male
Birth date 10/6/2016
10/6/2016 1 of 1
Session Tests
Test Type Full Frequency Audiometry
Date 10/6/2016 9:55 AM
Examiner
Test Type Speech
Date 10/6/2016 9:55 AM
Examiner
Test Type Tympanogram 226 Hz
Date
Examiner
Test Type Reflex 226 Hz
Date 9/14/2016 2:24 PM
Examiner
Test Type OAE DP*1.5-6.0
Date 10/6/2016
Instrument SN GI3001120
Comments
Audiometry
Tympanometry
Reflex
OAE
Value Graph
Right Ear
Test# 2 10/6/2016 10:03:08 AM
For Report
Protocol DP*1.5-6.0 Probe S/N GI2001006
Test Graph
dB SPL
Boys Town Norms
Emission
Noise Floor
Min
kHz
Data Table
F2 L1 L2 DP NF SNR
1.5 64 55 6.4 5.9 0.4
2.0 65 55 4.4 -3.4 7.8
3.0 65 56 -3.3 -13.2 9.9
4.0 65 54 1.2 -16.9 18.1
5.0 63 54 -10.6 -20.0 9.4
6.0 64 55 -2.8 -19.6 16.8
Value Graph
Left Ear
Test# 3 10/6/2016 10:03:21 AM
For Report
Protocol DP*1.5-6.0 Probe S/N GI2001006
Test Graph
Data Table
F2 L1 L2 DP NF SNR
1.5 64 55 4.4 -12.7 17.1
2.0 65 55 0.7 -13.6 14.3
3.0 65 55 1.9 -17.0 18.9
4.0 65 55 6.1 -20.0 26.1
5.0 65 55 -4.5 -20.0 15.5
6.0 65 55 3.3 -20.0 23.3
DP
TE

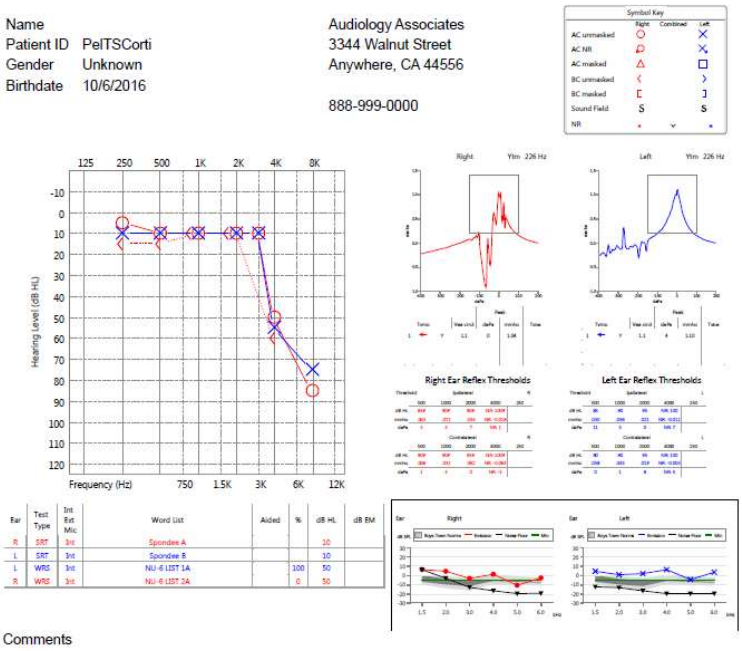
Name
Patient ID PelTSCorti
Gender Unknown
Birthdate 10/6/2016
Audiology Associates
3344 Walnut Street
Anywhere, CA 44556
888-999-0000
Symbol Key
Right
Combined
Left
AC unmasked
AC NR
AC masked
BC unmasked
BC masked
Sound Field
NR
125 250 500 1K 2K 4K 8K
Hearing Level (dB HL)
Frequency (Hz) 750 1.5K 3K 6K 12K
Right
Ytm 226 Hz
Left
Ytm 226 Hz
Right Ear Reflex Thresholds
Left Ear Reflex Thresholds
Ear Test Type Int Ext Mic Word List Aided % dB HL dB EM
R SRT Int Spondee A 10
L SRT Int Spondee B 10
L WRS Int NU-6 LIST 1A 100 50
R WRS Int NU-6 LIST 2A 0 50
Comments

GSI Corti: Basic Operation (all models)

Software Versions

- GSI Suite 2.4.X
- Corti firmware version 105.05 or higher (Jan 2016)



How to Get to Overall System Menu?

From the Corti main screen, press the down button until you reach the time and date screen:

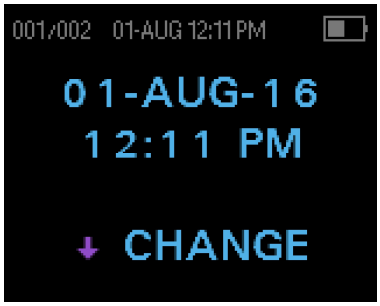

Press and Hold 3 Seconds

Sub-Menu Basic: Press Down Button for Options

Min Value DP = -5

Min Value TE = -5 OR -10

SNR Graph VS Value Graph (DP-Gram)

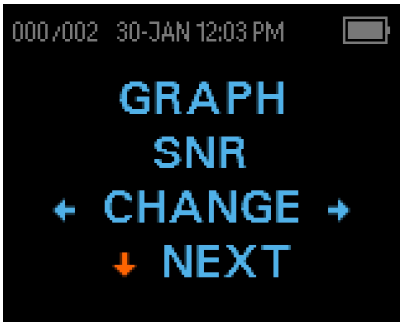

gsi Grason-Stadler

Value Graph: Norms

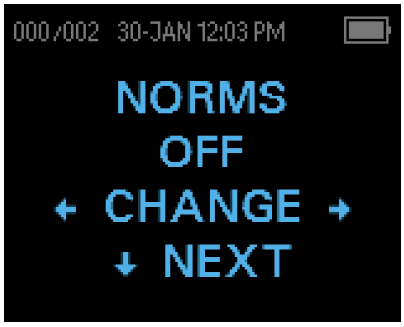

gsi Grason-Stadler

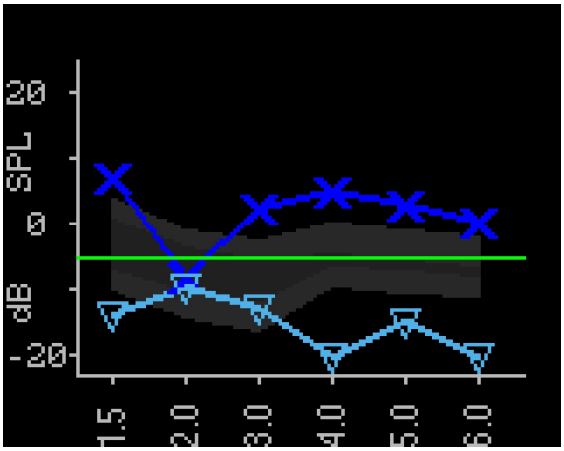

GSI Corti: Advanced Operation (not available on screening only)

Protocols with Advanced Settings

Screening Protocol: DP 2.0-5.0

6 Frequency Dx: DP 1.5-6.0

12 Frequency Dx: DP 1.6-8.0; 1.5-12

Screening Protocol: TE 1.5-4.0

Diagnostic Protocol: TE .7-4.0

Press and Hold 3 Seconds

What Advanced Options are Available?

DPOAE: L1/L2, Averaging Time per Freq, SNR to Pass, # Freq to Pass

TEOAE: Averaging Time, Pass SNR, # Freq to Pass

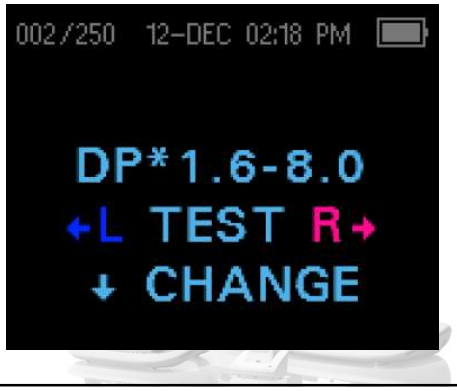

Integrating OAE Results into GSI Suite

Software Versions

- GSI Suite 2.4.X
- Corti firmware version 105.05 or higher (Jan 2016)

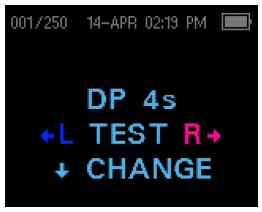

NOAH 4.4+

gsi Grason-Stadler

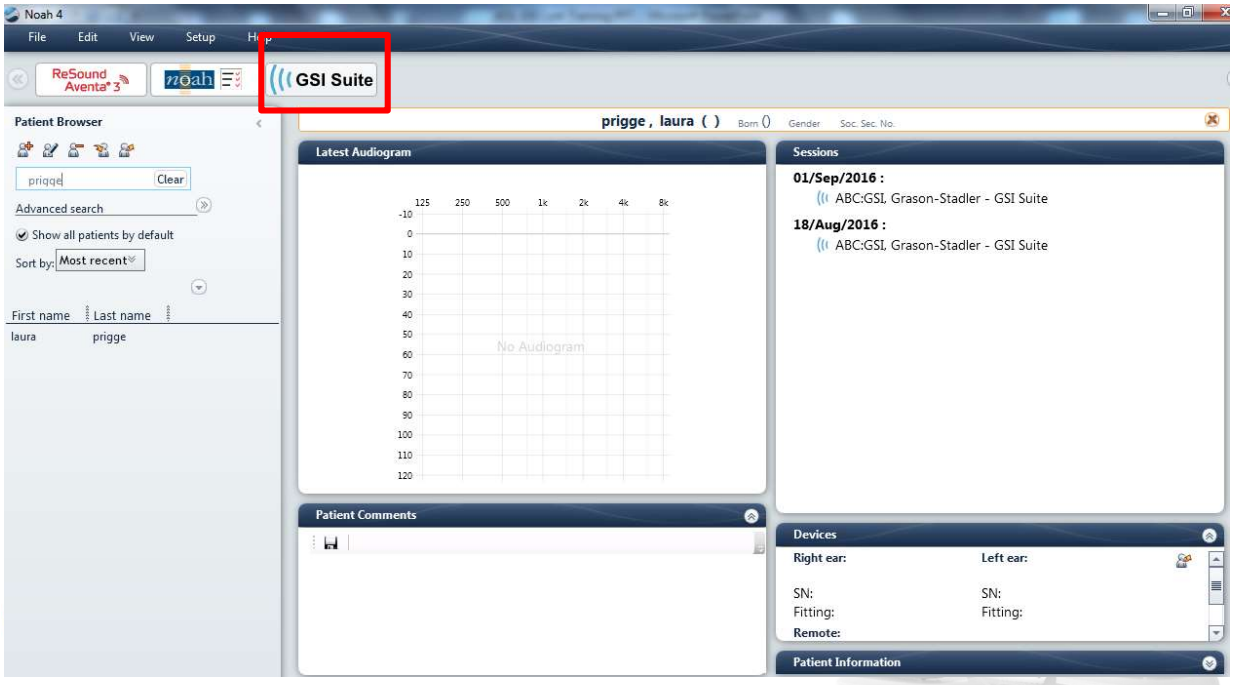

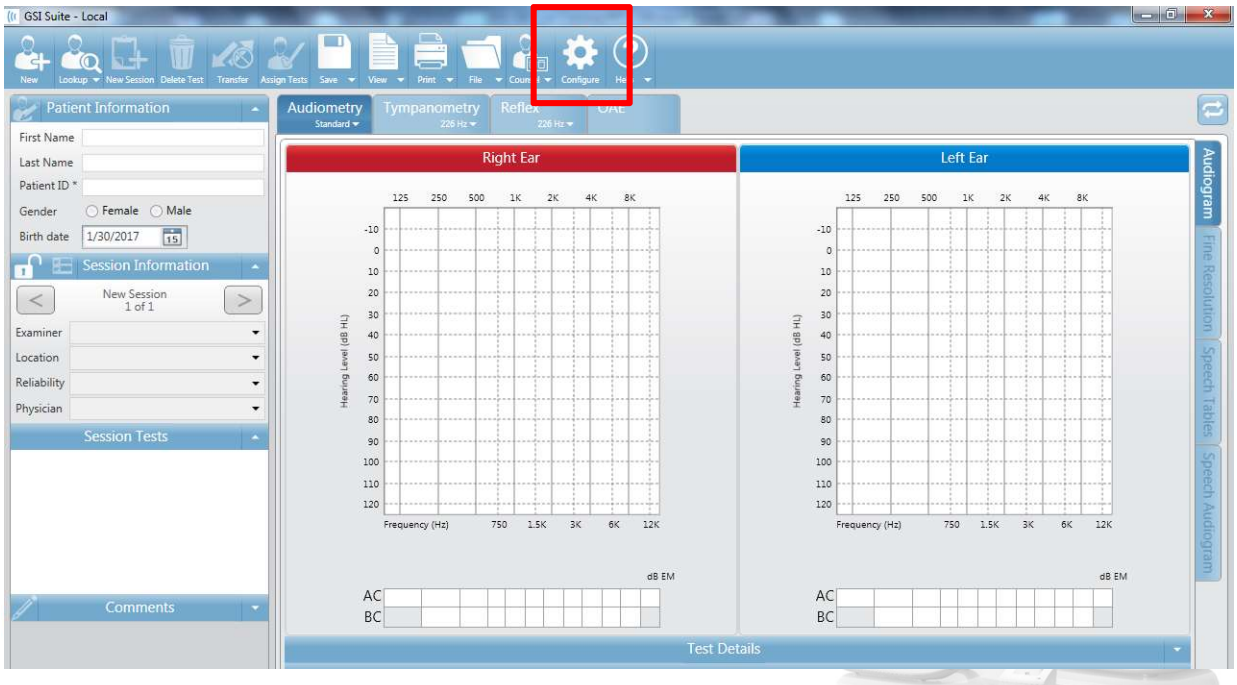

Configure Suite

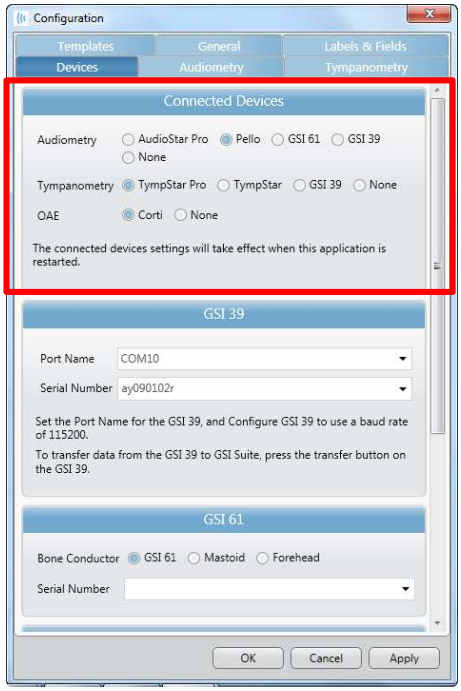

Icons and Tabs

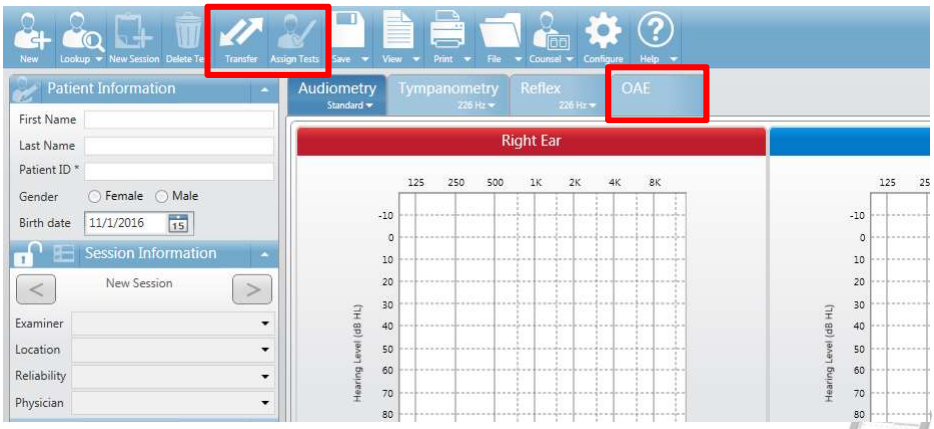

Icons and Tabs

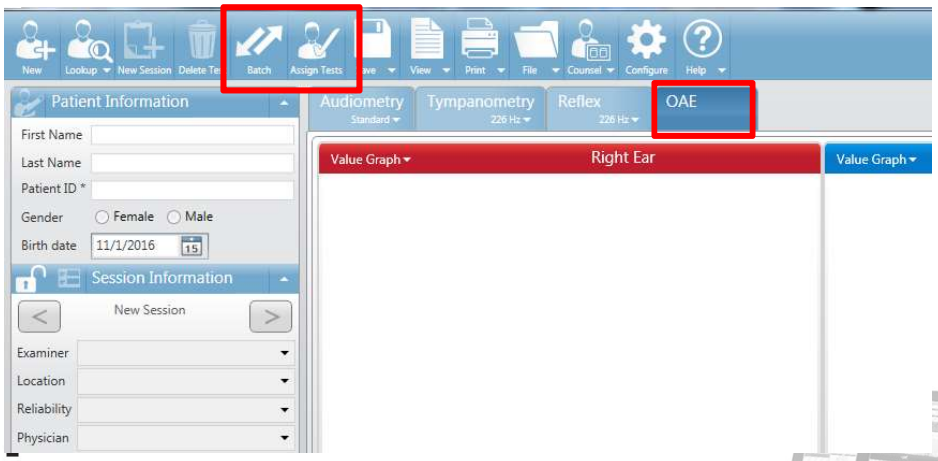

How does it work? Enter Patient Name or Locate Patient

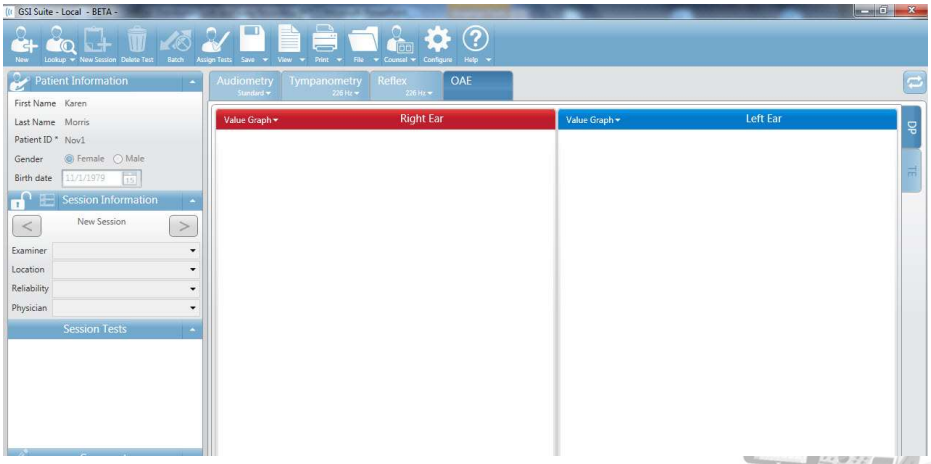

Connect the GSI Corti to the PC

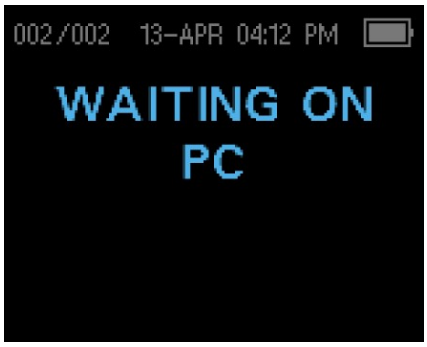

Select Batch Transfer

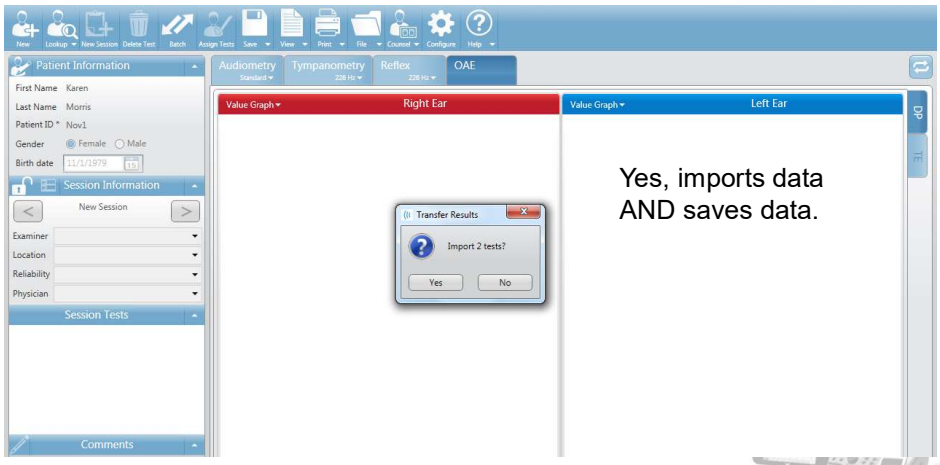

Yes, imports data
AND saves data.

gsi Grason-Stadler

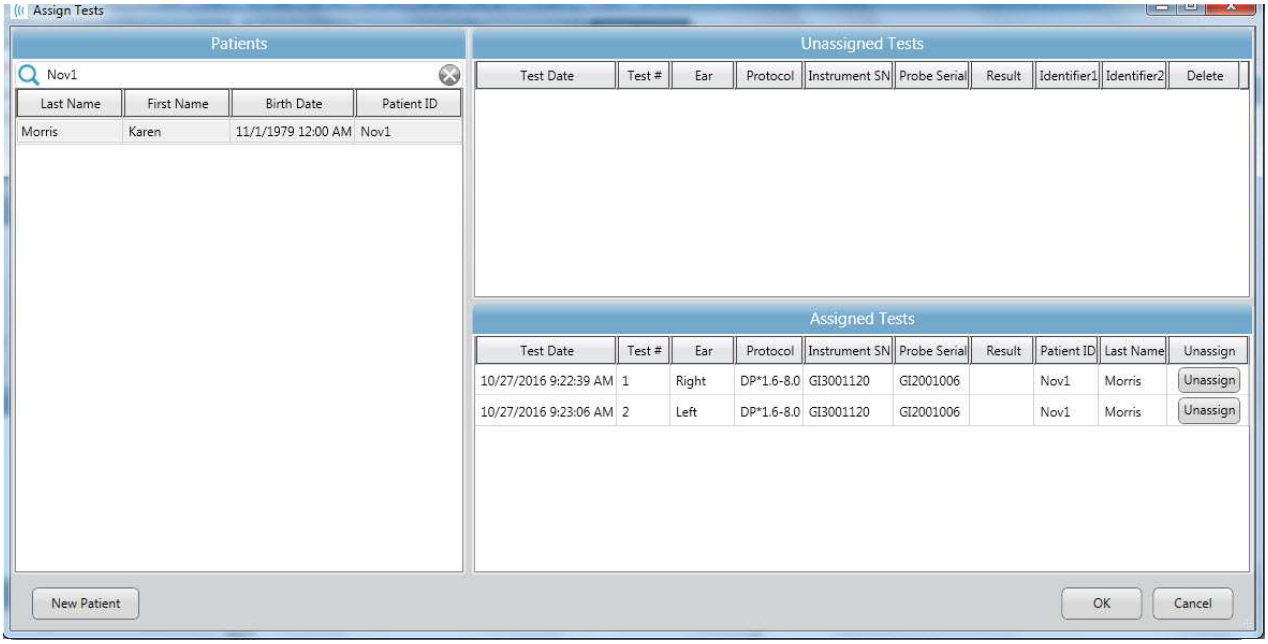

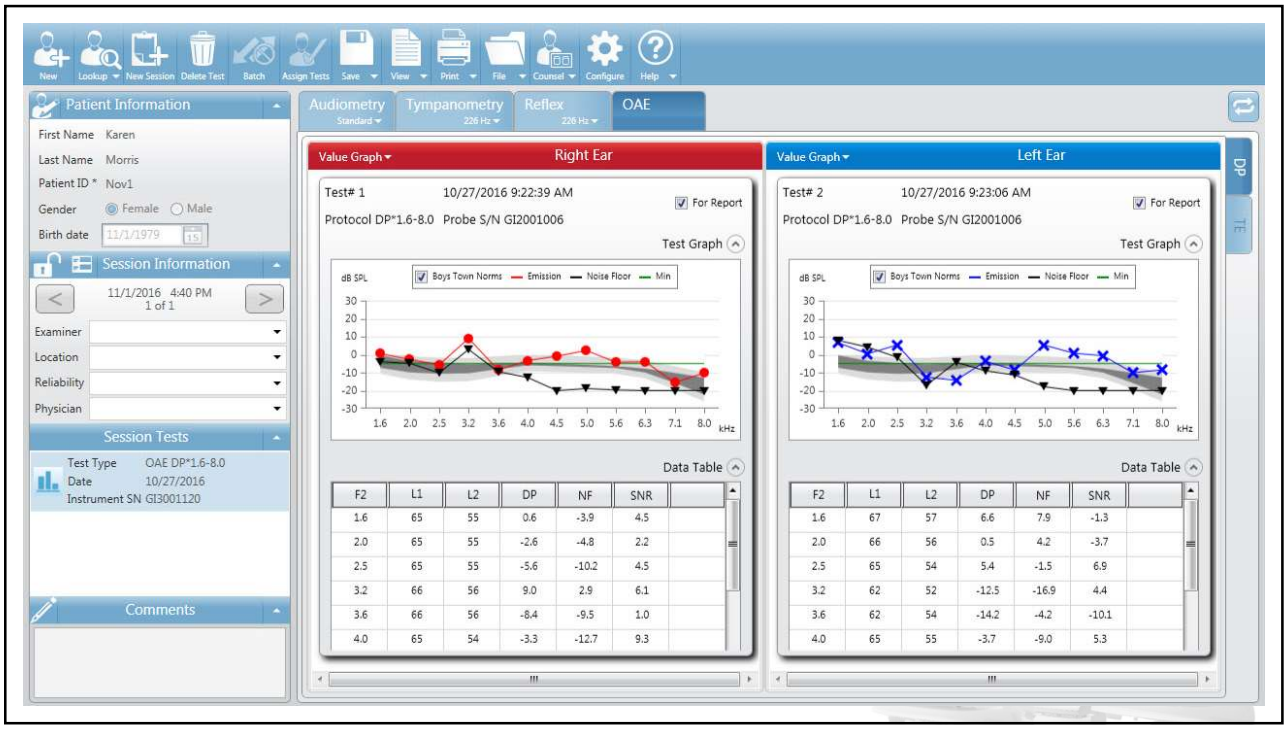

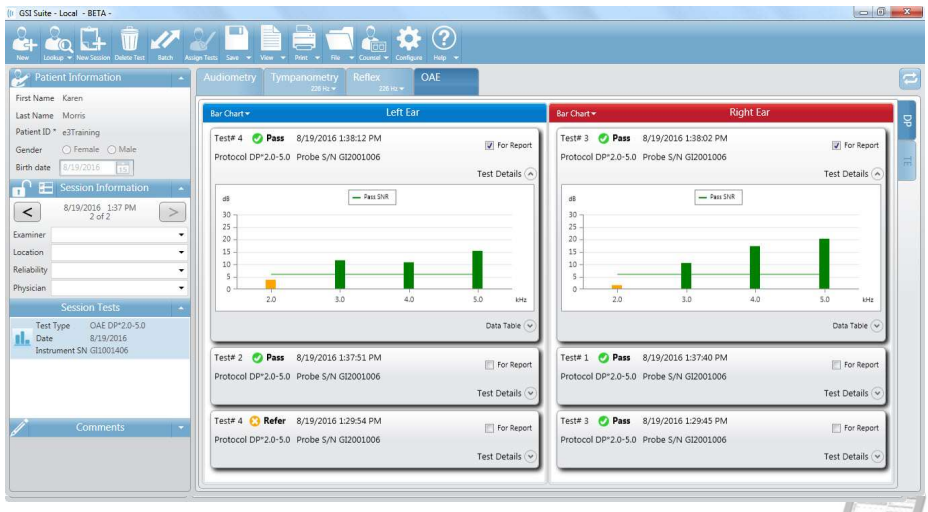

gsi Grason-Stadler

5 Videos

1. Transferring Corti results to the Open Patent
2. Transferring Corti results for multiple patients
3. Assign Window/Deleting Tests
4. Creating a Patient List
5. Transferring Patient (List) Data

gsi Grason-Stadler

Transferring Corti results to the Open Patent

Transferring Corti results for multiple patients

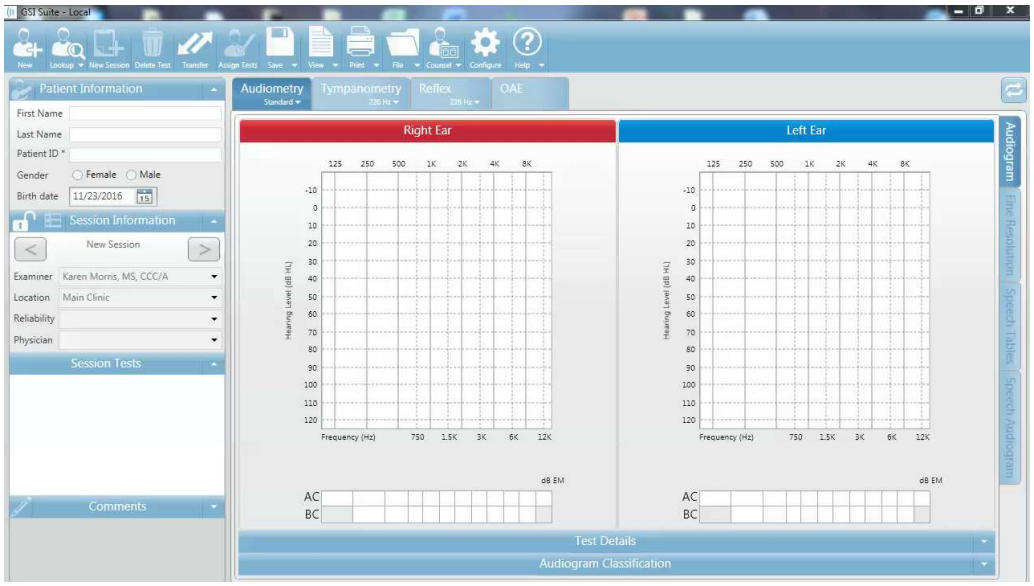

Review

- Complete OAE tests
- Connect the Corti to PC
- "Waiting on PC" appears on Corti
- Select OAE Tab
- Click on "Batch" Transfer icon:
- Assign test data
- Review and complete report

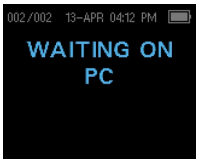

gsi Grason-Stadler

Assign Window/Deleting Tests

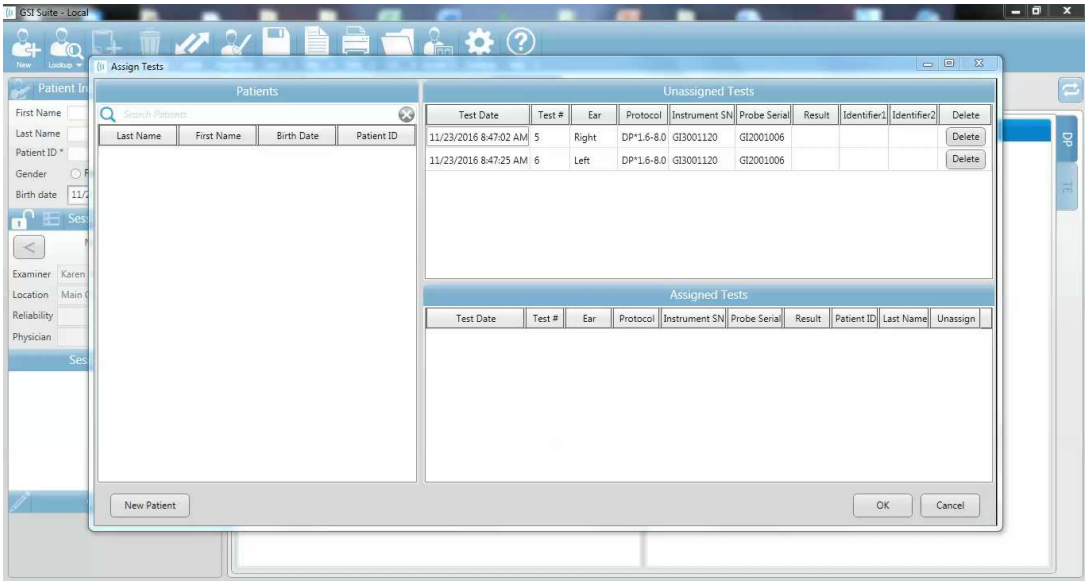

Creating a Patient List

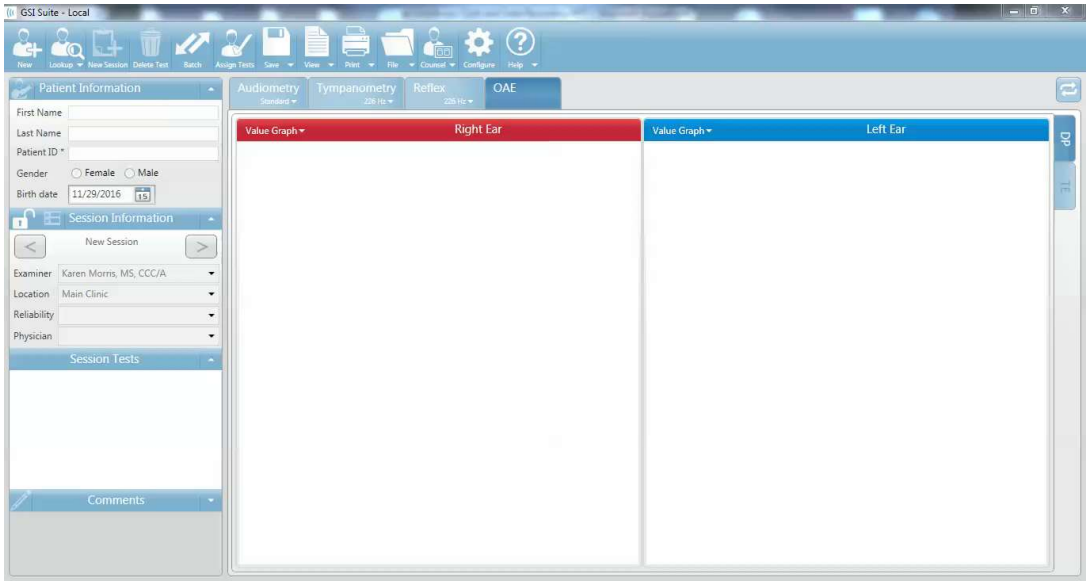

Transferring Patient (List) Data

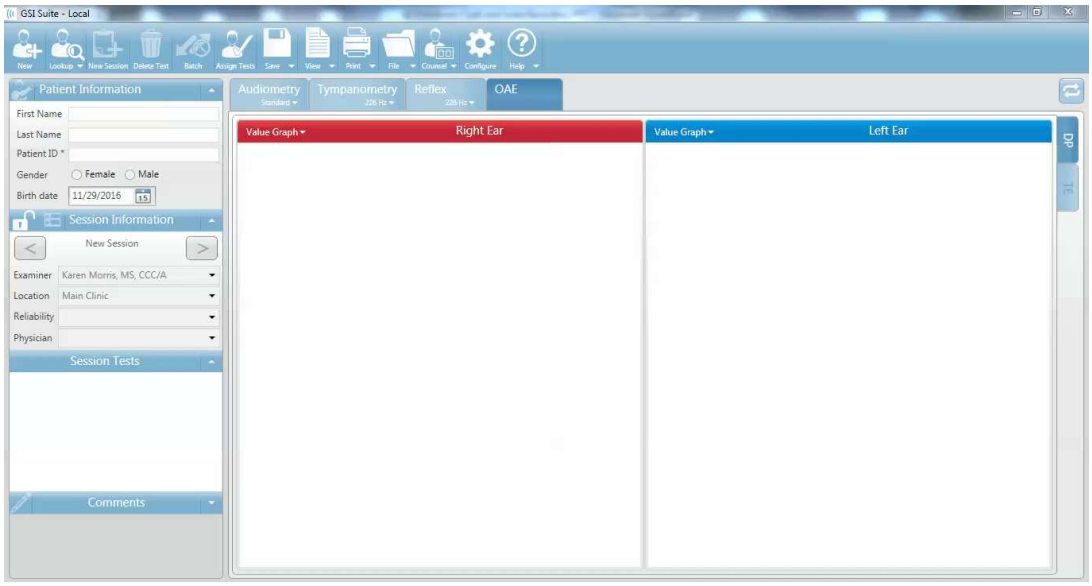

Customizing Reports

Configure Suite

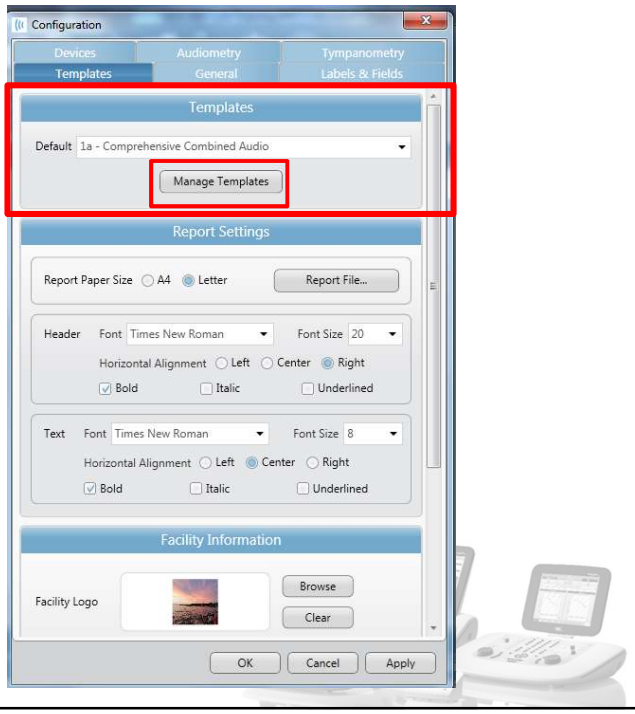

gsi Grason-Stadler

Report Types

Locked = Factory

User Defined = Custom

Favorite = Many

Default = 1 Most Used

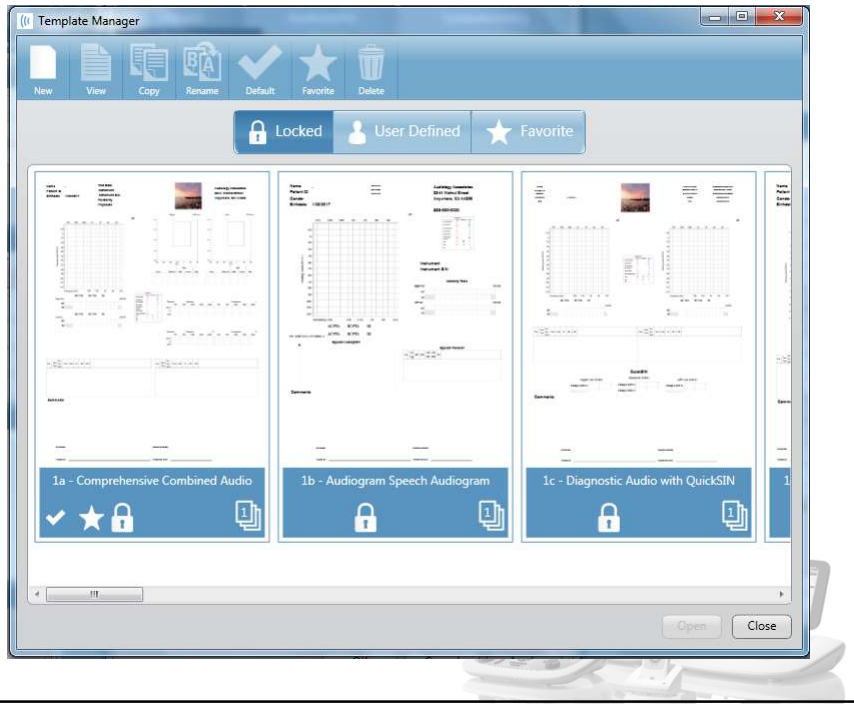

gsi Grason-Stadler

2 Ways to Create a Custom Report

1. Create a New template (blank slate)
2. Copy a Locked report and Edit

Creating a New Template

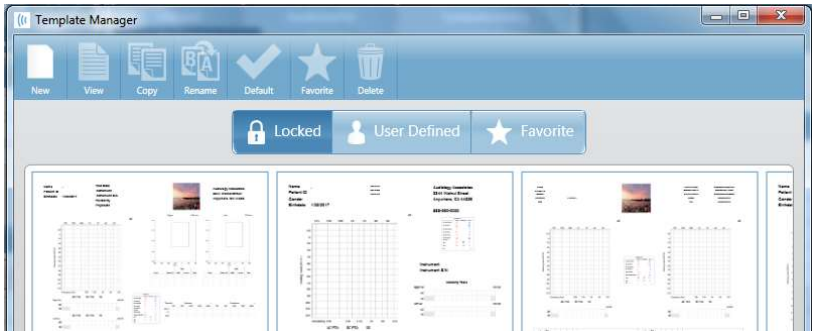

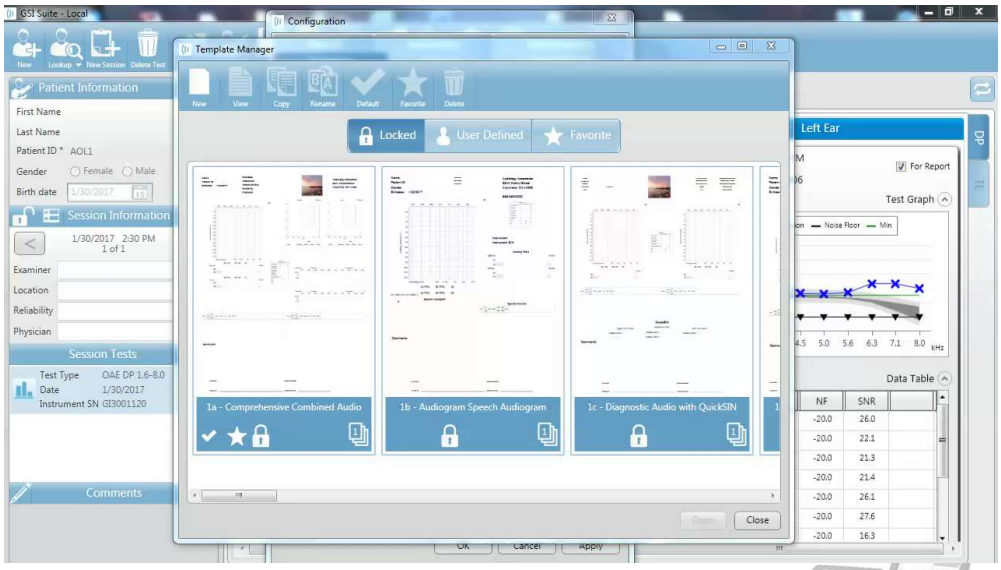

gsi Grason-Stadler

Copy a Locked Template

1. 4c-Audio + Speech + OAE
2. 4d-Comprehensive Combined + OAE
3. 4e-Screening 1000Hz Tymp + OAE

gsi Grason-Stadler

4c-Audio + Speech + OAE
1.6-8K

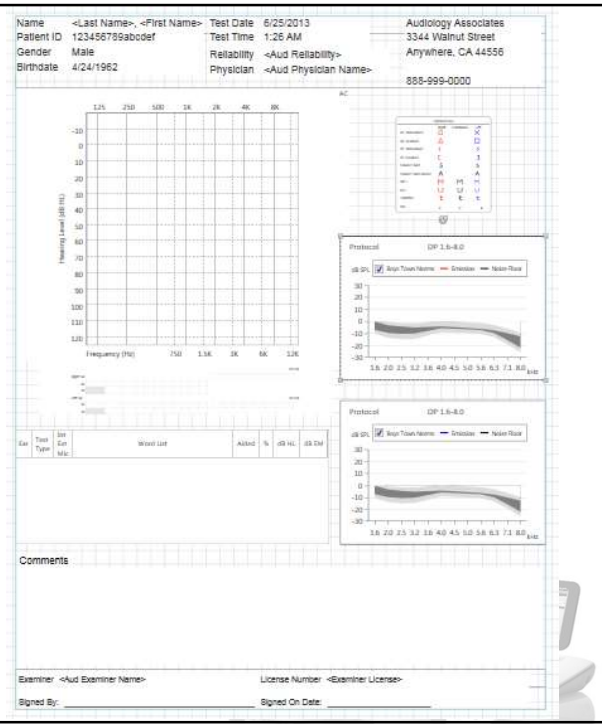

gsi Grason-Stadler

4d-Comp Combined + OAE
1.5-6kHz

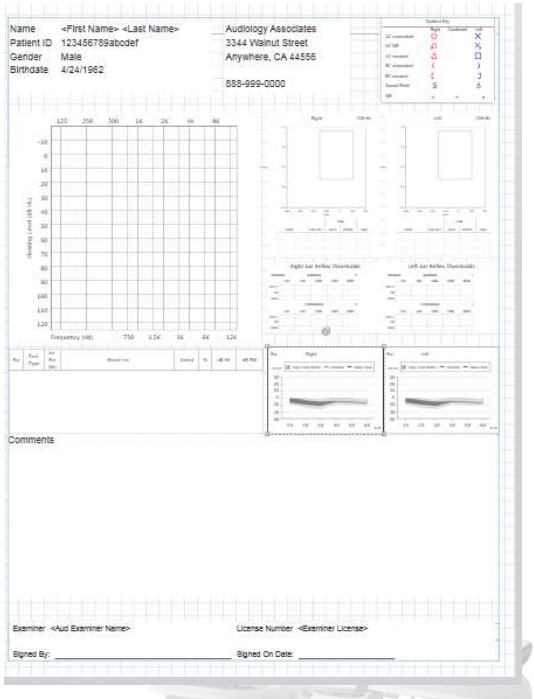

gsi Grason-Stadler

4e-Scrning 1000Hz Tymp + OAE 4S

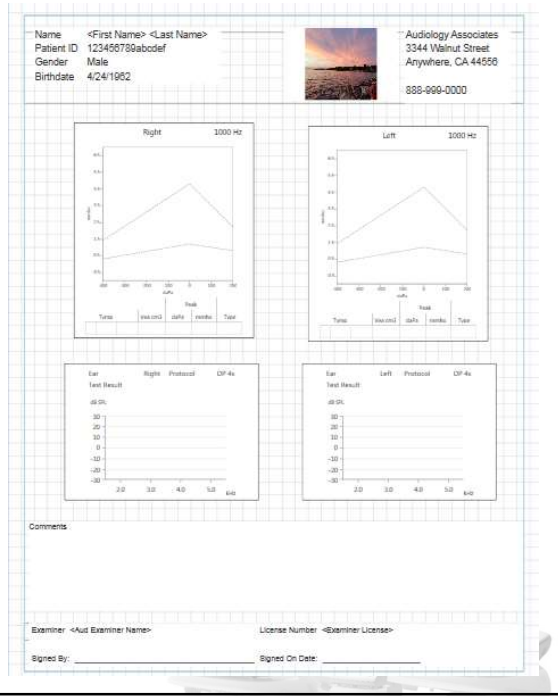

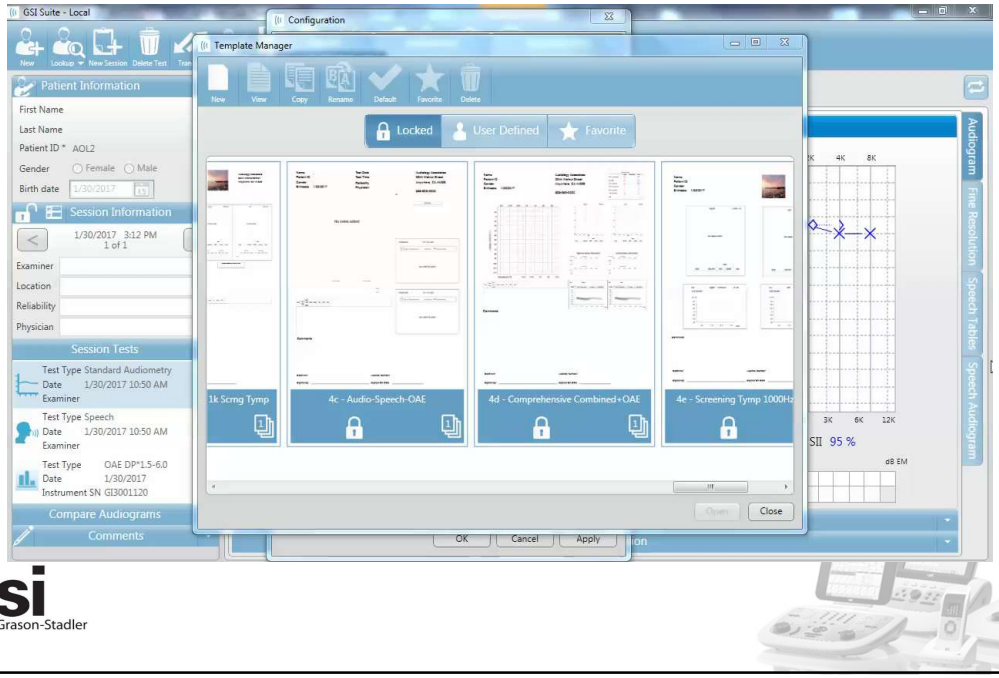

AudiologyOnline Home / AO CEUs / Get Creative with GSI Suite

Course: #28764

Get Creative with GSI Suite

Live Webinar

1 Hour

The purpose of this session is to present the customizable reporting features of GSI Suite. The updated software features full flexibility to design multiple reports that combine audiometric data (audiometry, middle ear analysis and otoacoustic emissions), patient demographic data and comments.

Hearing Eval/Screen - Children/Special Pop | Hearing Evaluation - Adults

Upcoming Live Webinars

Space is limited for live webinars. Early registration encouraged.

Register **Thursday, February 16, 2017 at 1:00 pm EST**

CEUs/Hours Offered: AAA/0.1 Intermediate; AC*Aud*/1.0; AHIP/1.0; BAA/1.0; CAA/1.0; IACET/0.1; IHS/1.0; Kansas DHE, LTS-S0035/1.0; NZAS/1.0; SAC/1.0

Q and A

gsi Grason-Stadler

Karen Morris
krmr@grason-stadler.com

Thank You!!