

January 11, 2018

Oticon ConnectClip

Keeping You
Connected



Candace Depp, AuD, CCC-A, F-AAA
Manager of Education & Training, Oticon Pediatrics



Introducing Oticon ConnectClip



The final piece in the connectivity package

Oticon Opn™ hearing aids



Oticon ON App



Made for iPhone®



Oticon accessories



IFTTT

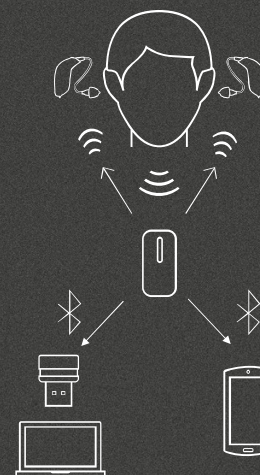


And now...

oticon
PEOPLE FIRST

ConnectClip

- ▶ Outstanding connectivity to any modern smartphone
- ▶ High-quality streaming to both ears
- ▶ Hear a speaker from a distance, even in noisy situations
- ▶ Easily access digital content
- ▶ Stay connected with friends, family, colleagues



Works with
**any modern
smartphone**

oticon
PEOPLE FIRST

ConnectClip

- ▶ Sleek and small design
- ▶ Fast noise reduction based on OpenSound Navigator™
- ▶ Up to 8 paired Bluetooth devices
- ▶ Compatible with previous and future Oticon Opn™ devices with Firmware 5.0 update



oticon
PEOPLE FIRST

ConnectClip

Transform Opn hearing aids into a wireless headset



Hands-free calls



Remote control



Computer



Remote microphone



Works with
**any modern
smartphone**

oticon
PEOPLE FIRST

Make clear hassle-free calls

Hands-free streaming

- ▶ Connect to devices which do not support direct wireless streaming
- ▶ Audio to hearing aids via ConnectClip
- ▶ Range between phone and hearing aids now can be up to 33 feet

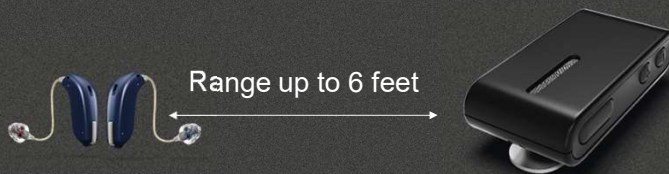


oticon
PEOPLE FIRST

Control your hearing aids discreetly

Remote control

- ▶ Adjust volume
- ▶ Change programs
- ▶ Mute hearing aids



oticon
PEOPLE FIRST

Talk to the world

USB Adapter

- ▶ Connects to any computer via ConnectClip
- ▶ Hearing aid as headset for Skype, Messenger etc.



oticon
PEOPLE FIRST

Hear the speaker more easily

Remote Microphone

- ▶ 1:1 solution
- ▶ Built-in Bluetooth Low Energy
- ▶ Binaural streaming with no need for additional device
- ▶ Up to 10kHz bandwidth
- ▶ Range up to 65 feet
- ▶ 8 hour battery life
- ▶ Personalized adjustments made in Oticon ON App



oticon
PEOPLE FIRST

Control your hearing aids easily

Oticon ON App



Apple, the Apple logo, iPhone, iPad, and iPod touch are trademarks of Apple Inc., registered in the U.S. and other countries. App Store is a service mark of Apple Inc. Android, Google Play, and the Google Play logo are trademarks of Google Inc.

oticon
PEOPLE FIRST

Adjustment of ConnectClip – Oticon ON App



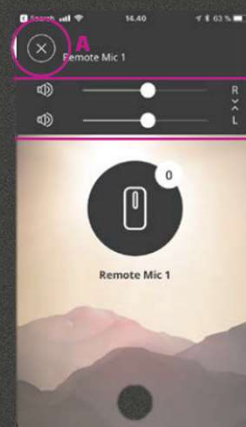
Select Program



Mute hearing aids



Unmute



Secondary functions

oticon
PEOPLE FIRST

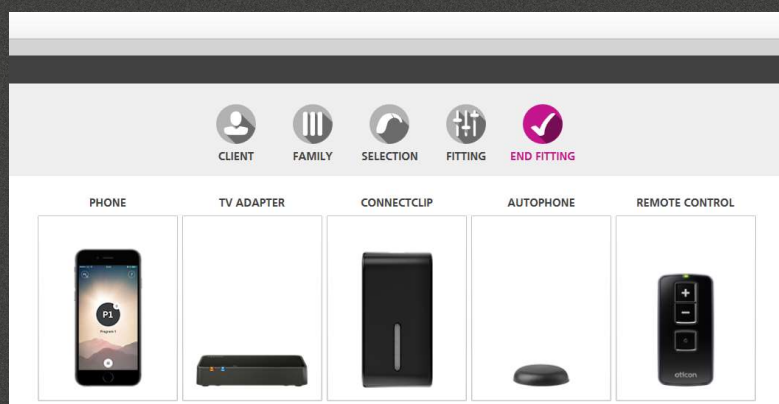
Detailed guide available



oticon
PEOPLE FIRST

Adjustment of ConnectClip – Genie 2

- ▶ Adjustments can be made for sound quality under the corresponding tab including:
 - ▶ Loudness of remote microphone
 - ▶ Hearing aid microphone relative to partner microphone
 - ▶ Sound quality
 - ▶ Power bass



oticon
PEOPLE FIRST

What's in the box?



ConnectClip



Lanyard - long



Lanyard - regular



Pouch



Instructions



Wall charger

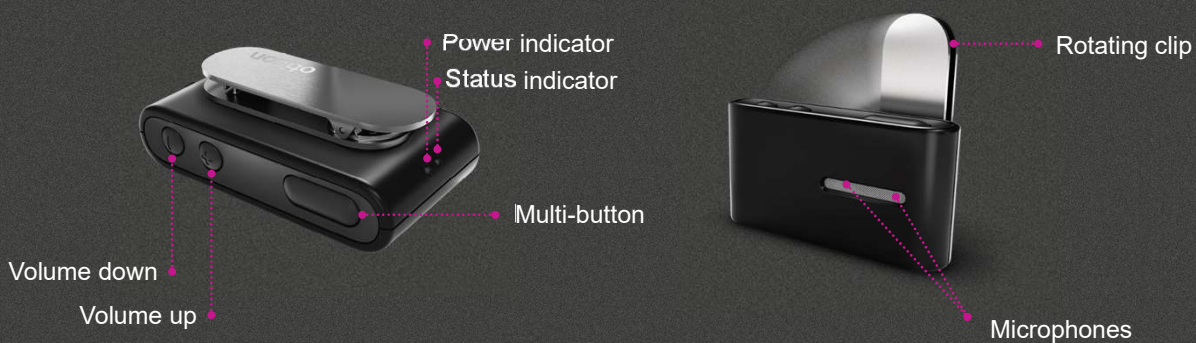


USB charger cable

oticon
PEOPLE FIRST

ConnectClip overview

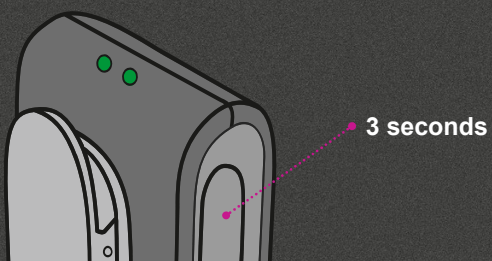
Buttons & indicators



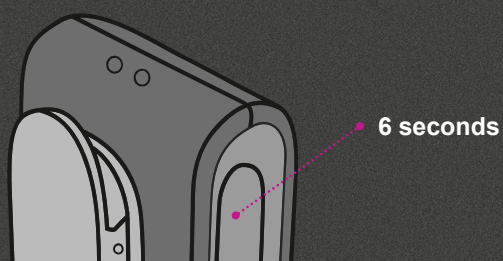
oticon
PEOPLE FIRST

Turning on/off

Turn on



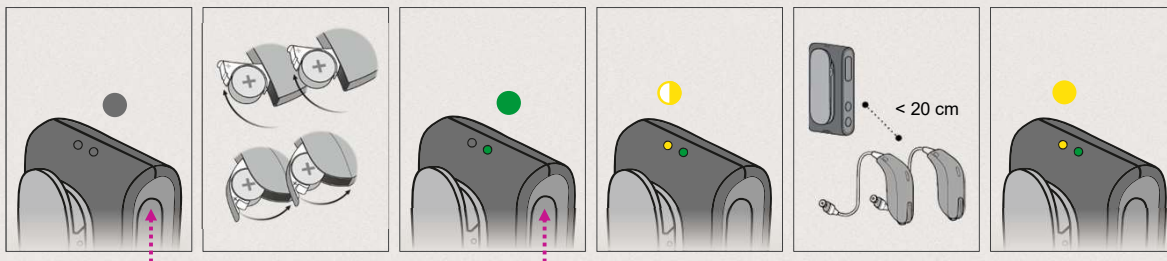
Turn off



oticon
PEOPLE FIRST

Pair with hearing aids

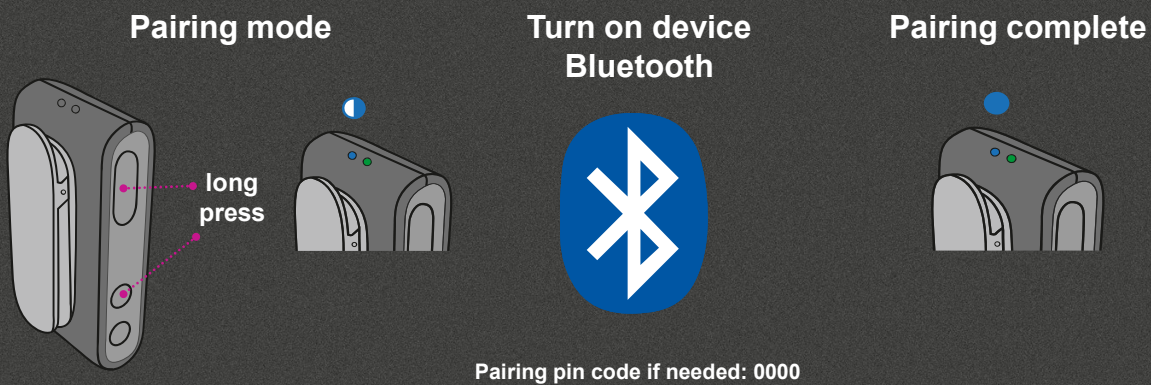
Initial setup – only needed once



Now ConnectClip will connect automatically to Opn hearing aids.

oticon
PEOPLE FIRST

Pairing mode for Bluetooth devices



oticon
PEOPLE FIRST

How to: Receive phone call

ConnectClip – light blue status indicator when connected to the phone

Phone rings

- ▶ Ring indicator in hearing aids



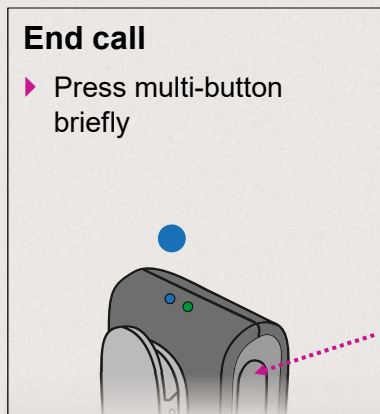
Answer call

- ▶ Press multi-button briefly



End call

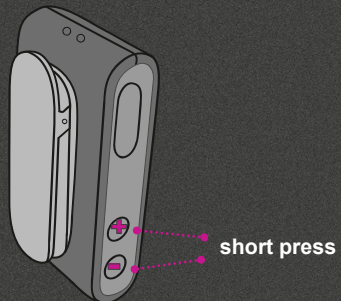
- ▶ Press multi-button briefly



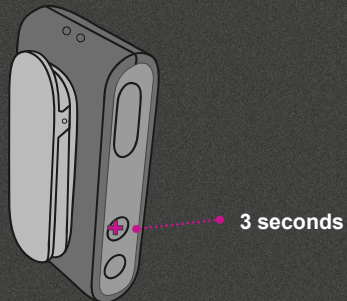
oticon
PEOPLE FIRST

ConnectClip: volume and program control


Volume change



Program change



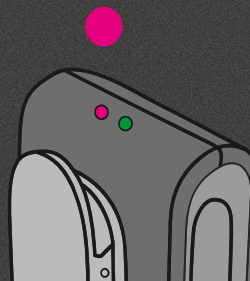
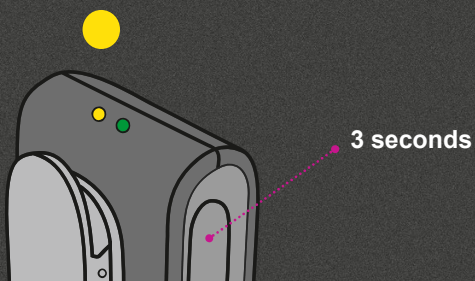
Mute



oticon
PEOPLE FIRST

Remote microphone

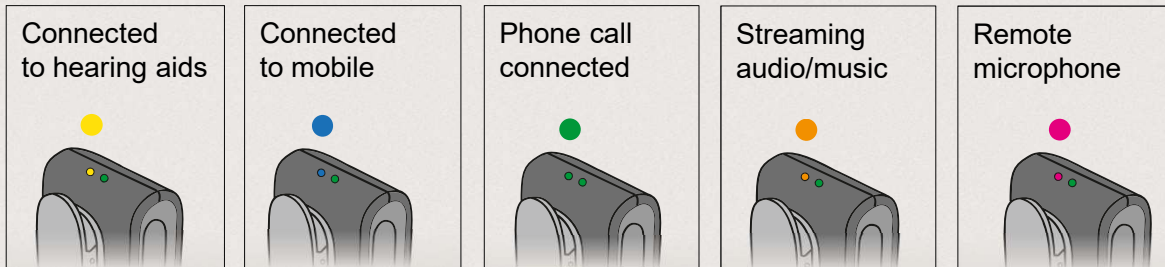
To select remote microphone mode:



oticon
PEOPLE FIRST


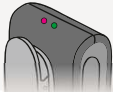
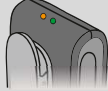
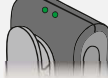
Status lights

ConnectClip on and....



Note: actual colors may vary

oticon
PEOPLE FIRST

ConnectClip mode	Volume	Program change	Mute hearing aid microphones	Multi-button
Remote control for hearing aid (not streaming sound) 	short press volume up volume down (hearing aid volume)	3 sec volume up (change program)	3 sec volume down	3 sec (activates remote mic mode) short double press (activates voice dialing if connected to mobile)
Remote microphone 	short press volume up volume down (remote mic & hearing aid volume)	3 sec volume up (change program)	3 sec volume down	3 sec (stop remote mic mode)
Streaming audio/music 	short press volume up volume down (streamed audio volume)	N/A	3 sec volume down	short press (pause audio)
Phone call 	long press rejects call	N/A	3 sec volume down	short press (answer or end phone call)

oticon
PEOPLE FIRST

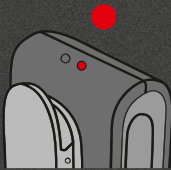
Clear pairings



Push all buttons
at same time for
10 seconds



Charging



Battery low indicator



Connect charging cable

Power	Charging indicators	
ON	Charging	
	Charging complete	
OFF	Charging	
	Charging complete	



Battery life

- ▶ For a 16 hour 'typical' use day
- ▶ 2 hours audio streaming + 2 hours phone + 12 hours standby
- ▶ 36 hours standby, turned on with no streaming
- ▶ Charge time 2 hours
- ▶ Battery life expectancy: 80% capacity left after 720 charge/recharge cycles (approximately 2 years)



oticon
PEOPLE FIRST

YouTube resources

<https://www.youtube.com/user/OticonPeopleFirst/videos>

- ▶ [Pair ConnectClip with Oticon Opn™ hearing aids](#)
- ▶ [Pair ConnectClip with smartphone](#)
- ▶ [How to use ConnectClip as a remote control for Oticon Opn™](#)
- ▶ [How to use ConnectClip as a remote microphone](#)



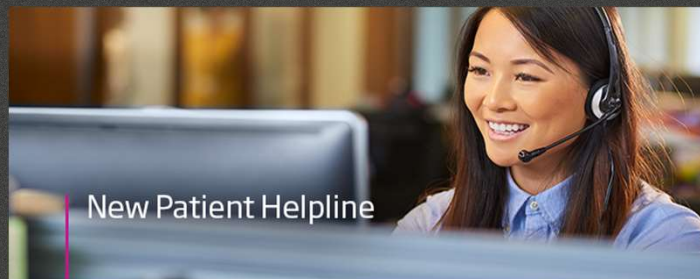
Read more: <https://www.oticon.com/solutions/accessories/ConnectClip>

oticon
PEOPLE FIRST

Oticon Consumer Helpline

855.400.9766

Live assistance is available
24 hrs/day – 365 days/year!



oticon
PEOPLE FIRST

Thank You!